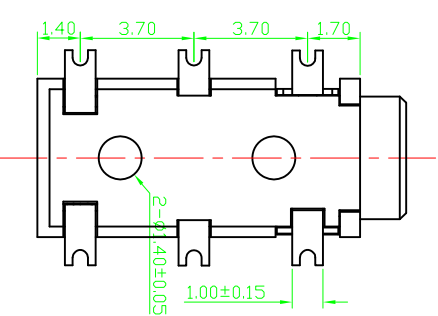
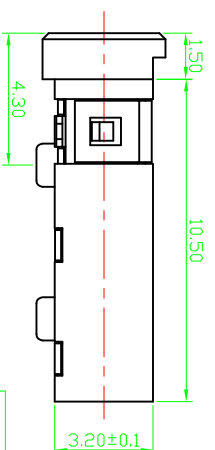
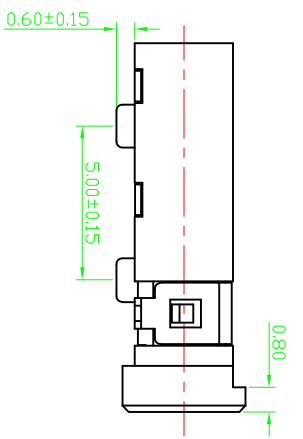
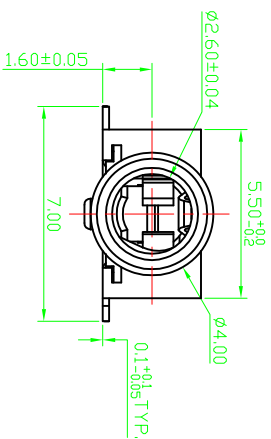
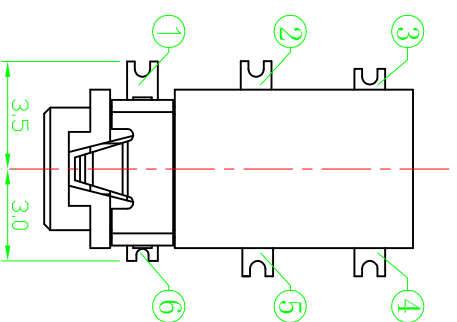
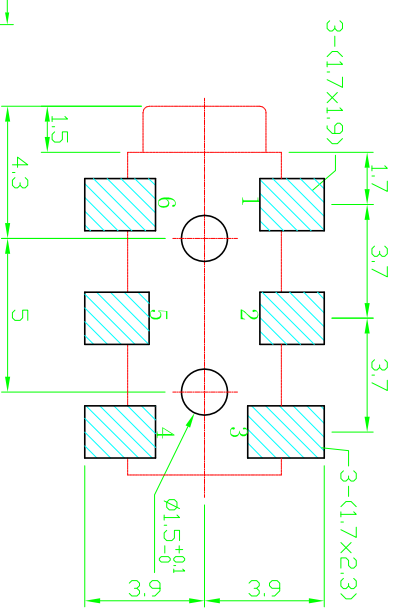
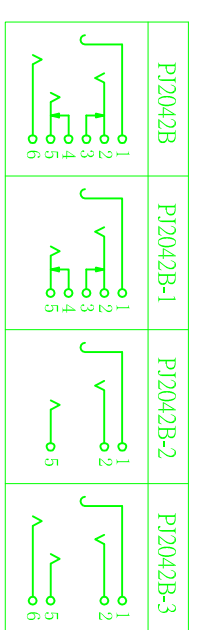


P.C.B LAYOUT
TOP VIEW



SCHEMATIC



| | | | | | | | | |
|-----|--------------|-----|--------------|----------------|-----------------|--|--|--|
| 8 | COVER | 1 | PA46 | | | | | |
| 7 | HOUSING | 1 | PA9T | | | | | |
| 6 | CONTACT FOOT | 1 | BRONZE T=0.2 | Ag(0.2 Micron) | Ni(2 Microns) | | | |
| 5 | SPRING | 1 | Ti-Cu T=0.2 | Ag(0.2 Micron) | Ni(2 Microns) | | | |
| 4 | CURVE PIECE | 1 | BRONZE T=0.2 | Ag(0.2 Micron) | Ni(2 Microns) | | | |
| 3 | CURVE PIECE | 1 | BRONZE T=0.2 | Ag(0.2 Micron) | Ni(2 Microns) | | | |
| 2 | SPRING | 1 | Ti-Cu T=0.2 | Ag(0.2 Micron) | Ni(2 Microns) | | | |
| 1 | CONTACT FOOT | 1 | SUS301 T=0.2 | Ag(0.2 Micron) | Ni(2 Microns) | | | |
| NO. | DESCRIPTION | QTY | MATERIAL | PLATING | BARRIER PLATING | | | |

| | | | | |
|--------------|-------|-----------|--------------|-------------|
| UNIT: MM | TYPE: | MODEL NO: | PAPER NO: A4 | PAGE 1 OF 1 |
| PHONE JACK | | PJ2042B | | SCALE 4:1 |
| DESIGNER BY: | | | | VER 1 |
| CHECK BY: | | | | |
| APPROVED BY: | | | | |

| | |
|-----------------------------------|-------|
| UNLESS OTHERWISE SPECIFIED | |
| ALL DIMENSIONS ARE IN MILLIMETERS | |
| Ø | ±0.30 |
| XX | ±0.20 |
| XXX | ±0.10 |
| X° | ±3.0° |
| XX° | ±2.0° |
| XXX° | ±1.0° |

- SPECIFICATION
1. Rating: DC 12V 1.0A
 2. Contact resistance: ≤0.03Ω
 3. Insulation resistance: ≤100MΩ (DC250V)
 4. Withstand voltage: 500VAC
 5. Insertion and extraction force: 300-3000grams
 6. life test: 5,000 cycles