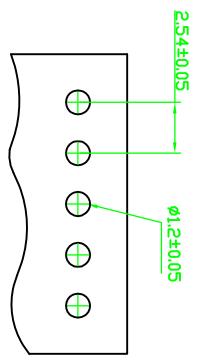
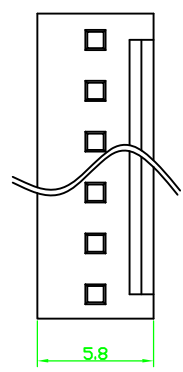
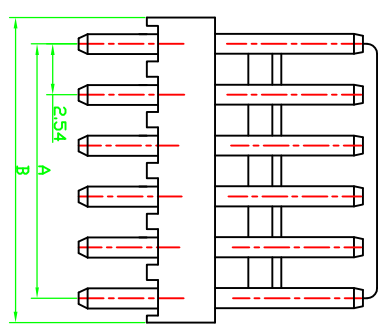
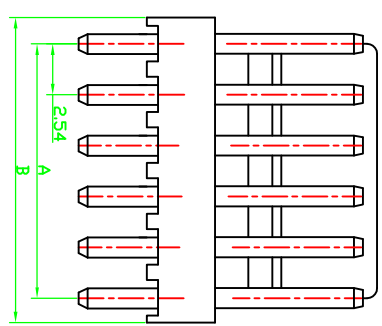
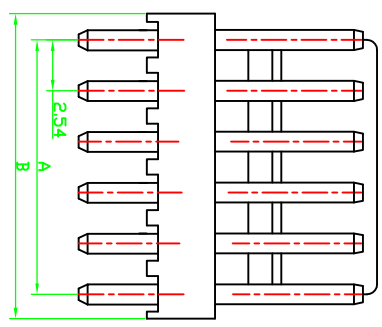
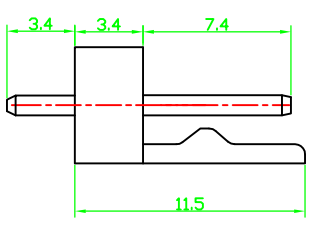
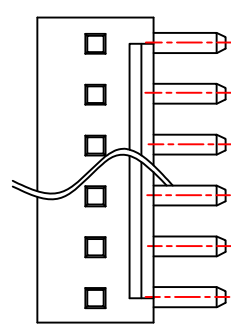


記號 MARK	設變內容 MODIFICATION	日期 DATE	修改 DRAW	核准 APPROVE

CW251S-XX
Straight Angle



CW251R-XX
Right Angle



100*(2.54mm) pitch single row headers
 CW251 Series
 Poles:2-20
 Material:insulator:NYLON UL 94V-2
 Conroxr:0.64mm(.25")square pin,brass,tin plated 60u'
 Mates wite CH251 series housing
 Specifications
 Current rating:3A AC,DC
 Voitage rating:250V AC,DC
 Temperature range:-25°~85°C
 Insulation resistance:1,000 AC/minute
 Applicacble PC board thickness:.063*(1.6mm)

CIRCUITS	PATE ND	DIM.A	DIM.B	CIRCUITS	PATE ND	DIM.A	DIM.B
2	CW251X-02	2.54	5.08	12	CW251X-12	27.94	30.48
3	CW251X-03	5.08	7.62	13	CW251X-13	30.48	33.02
4	CW251X-04	7.62	10.16	14	CW251X-14	33.02	35.56
5	CW251X-05	10.16	12.70	15	CW251X-15	35.56	38.10
6	CW251X-06	12.70	15.24	16	CW251X-16	38.10	40.64
7	CW251X-07	15.24	17.78	17	CW251X-17	40.64	43.18
8	CW251X-08	17.78	20.32	18	CW251X-18	43.18	45.72
9	CW251X-09	20.32	22.86	19	CW251X-19	45.72	48.26
10	CW251X-10	22.86	25.40	20	CW251X-20	48.26	50.80
11	CW251X-11	25.40	27.94				

UNLESS OTHERWISE SPECIFIED TOLERANCES ARE

承永實業有限公司

±0.30	總圖 / 日期	2005.05.14	單位	MM	名稱 / 料號	Wafer 254 長壽亭
±0.20	Draw By/Date		比例	1:1	Title / Part No.	CW251X-XX Series
±0.10	審核 / 日期		頁次	1/1	Material	顏色
±3.0°	Check By/Date		SHEET		角法	版本
±2.0°	批准 / 日期				PROJ.	REV.
±1.0°	App. By/Date					